













1. Why did you enroll in online course(s) instead of taking courses on campus? (Select all that apply.)

		Response Percent	Response Count
I cannot come to campus (i.e. I live too far, no transportation, etc.)		29.1%	25
Convenience		48.8%	42
I needed this course, and it is only offered online		15.1%	13
Family Commitments (i.e. caring for young children or elderly family members)		27.9%	24
I needed a course, and this one was available		18.6%	16
Health or Disability Issues		2.3%	2
Required by Industry (Continued Education Units)		1.2%	1
Other		3.5%	3
	Other (please specify)		7
		answered question	86
		skipped question	0



2. Did you meet with a counselor?

		Response Percent	Response Count
Yes		44.2%	38
No		55.8%	48
answered question			86
skipped question			0





3. If you met with a counselor, did you complete an Educational Plan?

		Response Percent	Response Count
Yes		81.6%	31
No		18.4%	7
answered question			38
skipped question			48










4. If you have a documented disability, have you received support services through Disabled Students Programs and Services (DSP&S) to help you participate in online courses?

		Response Percent	Response Count
Yes		10.6%	7
No		89.4%	59
answered question			66
skipped question			20

5. If you have used DSP&S services, please select the support services you have used:

		Response Percent	Response Count
Testing Accommodations		44.4%	4
Note Taker		11.1%	1
Interpreting Services		0.0%	0
None - I was not aware of these services		33.3%	3
Other		33.3%	3
	Other (please specify)		3
		answered question	9
		skipped question	77









6. Please check the resources you utilized in preparation for your online course(s): (Select all that apply)

		Response Percent	Response Count
Viewed Blackboard Orientation (located on the Blackboard Homepage)		57.9%	44
Read the "Student Resources" information on the Blackboard Homepage		32.9%	25
Took the course MCOMM 40 - Introduction to Online Learning		10.5%	8
Tutoring Center		5.3%	4
Writing and Math Center		3.9%	3
Academic Reading Center		1.3%	1
None - No preparation was needed		28.9%	22
None - Was not aware of these resources		11.8%	9
Other		6.6%	5
	Other (please specify)		4
		answered question	76
		skipped question	10





7. Please rate your satisfaction with the following characteristics of your online course(s) you are currently taking:

	Very Satisfied	Satisfied	Neutral	Dissatisfied	Very Dissatisfied	N/A	Rating Count
Quality of communication between instructor and students	32.5% (25)	37.7% (29)	22.1% (17)	5.2% (4)	1.3% (1)	1.3% (1)	77
Quality of communication with other students in the course	22.1% (17)	48.1% (37)	22.1% (17)	2.6% (2)	0.0% (0)	5.2% (4)	77
Organization of course materials (syllabus, assignments, etc.)	39.5% (30)	36.8% (28)	15.8% (12)	5.3% (4)	2.6% (2)	0.0% (0)	76
Pace of the course	25.3% (19)	50.7% (38)	21.3% (16)	2.7% (2)	0.0% (0)	0.0% (0)	75
Accessing and using resources (library, websites, etc.)	19.5% (15)	37.7% (29)	28.6% (22)	6.5% (5)	2.6% (2)	5.2% (4)	77
Accessing and navigating Blackboard	30.3% (23)	38.2% (29)	22.4% (17)	6.6% (5)	2.6% (2)	0.0% (0)	76
Accessing and navigating the Portal	27.3% (21)	35.1% (27)	27.3% (21)	2.6% (2)	5.2% (4)	2.6% (2)	77
						Comments	6
						answered question	77
						skipped question	9




8. When you need help with the online course material and/or assignments, which of the following resources did you use? (Select all that apply.)

		Response Percent	Response Count
Library Resources		10.3%	8
Blackboard Help		26.9%	21
On-Campus Support		9.0%	7
Emailed the instructor		70.5%	55
Called the instructor		7.7%	6
Emailed another student		21.8%	17
Other		16.7%	13
None - I did not need any help		10.3%	8
	Other (please specify)		11
answered question			78
skipped question			8

9. How would you compare the academic demands of a college course taken online versus face-to-face (on campus)?

		Response Percent	Response Count
Easier		9.1%	7
Same		35.1%	27
Harder		51.9%	40
I've only taken courses online		3.9%	3
	Comments		9
	answered question		77
	skipped question		9

10. Which format allows you to learn more effectively?

		Response Percent	Response Count
Face-to-Face (on campus)		45.3%	34
Online		10.7%	8
Both are equally effective		44.0%	33
	Comments		3
	answered question		75
	skipped question		11



11. Which learning format do you prefer?

		Response Percent	Response Count
Face-to-Face (on campus)		46.1%	35
Online		21.1%	16
No preference		32.9%	25
	Comments		5
answered question			76
skipped question			10





12. How would you rate your overall experience with online courses taken at Woodland Community College?

		Response Percent	Response Count
Superior		17.1%	13
Above Average		23.7%	18
Average		50.0%	38
Below Average		7.9%	6
Failed to Meet Expectations		1.3%	1
	Comments		7
answered question			76
skipped question			10



13. Would you recommend Woodland Community College's online courses to other students?

		Response Percent	Response Count
Yes		92.1%	70
No		7.9%	6
answered question			76
skipped question			10

14. Please select your age category:

		Response Percent	Response Count
17-22		45.5%	35
23-35		37.7%	29
36-54		14.3%	11
55+		2.6%	2
answered question			77
skipped question			9

15. Please select your gender:

		Response Percent	Response Count
Female		77.9%	60
Male		22.1%	17
answered question			77
skipped question			9

16. Please select your ethnicity:

		Response Percent	Response Count
American Indian/Native American		1.3%	1
Asian/Pacific Islander		11.7%	9
White, Non-Hispanic		55.8%	43
Black, Non-Hispanic		6.5%	5
Hispanic		19.5%	15
Other		5.2%	4
	Other (please specify)		4
answered question			77
skipped question			9

17. Please select the county where you live:

		Response Percent	Response Count
Yolo County		30.3%	23
Yuba County		28.9%	22
Sutter County		17.1%	13
Colusa County		2.6%	2
Other		21.1%	16
	Other (please specify)		11
answered question			76
skipped question			10

18. If you are employed, please select how many hours you work per week:

		Response Percent	Response Count
Less than 10 hours/week		12.9%	9
10-25 hours/week		20.0%	14
26-40 hours/week		32.9%	23
More than 40 hours/week		12.9%	9
I am not employed		21.4%	15
answered question			70
skipped question			16


19. Please select your primary educational goal(s):

		Response Percent	Response Count
Increase skills/knowledge of subject		19.5%	15
Needed to meet industry standards (PCA license, etc.)		9.1%	7
Obtain degree		55.8%	43
Obtain certificate		10.4%	8
Transfer		50.6%	39
Other		3.9%	3
		Other (please specify)	4
answered question			77
skipped question			9

20. Please select your major/program of study:

		Response Percent	Response Count
AA - Arts and Humanities	<input type="checkbox"/>	5.0%	3
AA - Communications		0.0%	0
AA - English	<input type="checkbox"/>	3.3%	2
AA - Psychology	<input type="checkbox"/>	3.3%	2
AA - Social Sciences	<input type="checkbox"/>	3.3%	2
AA - Social Sciences	<input type="checkbox"/>	1.7%	1
AA - Sociology	<input type="checkbox"/>	1.7%	1
AA -T-Psychology	<input type="checkbox"/>	1.7%	1
AA -T-Sociology		0.0%	0
AA-T-Communication Studies		0.0%	0
AS - Accounting	<input type="checkbox"/>	3.3%	2
AS - Administrative Assistant		0.0%	0
AS - Agriculture	<input type="checkbox"/>	5.0%	3
AS - Business Administration	<input type="checkbox"/>	6.7%	4
AS - Business Computer Application	<input type="checkbox"/>	1.7%	1
AS - Chemical Dependency Awareness		0.0%	0
AS - Chemical Dependency Counselor		0.0%	0
AS - Communication Studies		0.0%	0
AS - Corrections	<input type="checkbox"/>	3.3%	2
AS - Early Childhood Education	<input type="checkbox"/>	6.7%	4
AS - Environmental Horticulture	<input type="checkbox"/>	1.7%	1

AS - General Business Management		5.0%	3
AS - General Health		8.3%	5
AS - Human Services		8.3%	5
AS - Income Tax Preparation		0.0%	0
AS - Law Enforcement		1.7%	1
AS - Mathematics		0.0%	0
AS - Natural Science and Mathematics		18.3%	11
AS - Personnel Management		0.0%	0
AS - Small Business Management		1.7%	1
AS - Social and Behavioral Sciences		3.3%	2
AS - Word Processing		0.0%	0
Cert - Administrative Assistant		0.0%	0
Cert - Advance Accounting		0.0%	0
Cert - Advanced Business Computer Applications		0.0%	0
Cert - Advanced Small Business Management		0.0%	0
Cert - Agriculture Business		1.7%	1
Cert - Basic Sustainable Agriculture		0.0%	0
Cert - Business Computer Applications		0.0%	0
Cert - Chemical Dependency Awareness		0.0%	0
Cert - Chemical Dependency Counselor		0.0%	0
Cert - Child Development Teacher		1.7%	1
Cert - Clerical		0.0%	0

Cert - Diversity in ECE		0.0%	0
Cert - EMT-1		0.0%	0
Cert - EMT-1 Refresher		0.0%	0
Cert - Environmental Horticulture		0.0%	0
Cert - Firefighter I		0.0%	0
Cert - Income Tax Preparation		1.7%	1
Cert - Infant and Toddler		0.0%	0
Cert - Landscape Design		0.0%	0
Cert - Landscape Installation/Maintenance		0.0%	0
Cert - Management for Busy People		0.0%	0
Cert - Pediatric First Aid/CPR		0.0%	0
Cert - Personnel Management		0.0%	0
Cert - School Age Children		0.0%	0
Cert - Small Business Management/Entrepreneurship		0.0%	0
Cert - Sustainable Agriculture		0.0%	0
Cert - Word Processing		0.0%	0
answered question			60
skipped question			26

21. How many units are you taking this semester?

		Response Percent	Response Count
This is my only class		16.0%	12
4-6 units		10.7%	8
7-9 units		9.3%	7
10-14 units		48.0%	36
15 or more units		16.0%	12
answered question			75
skipped question			11

22. Please input your student ID (to be used for the purpose of analyzing online students' grade distribution and history)

	Response Count
	63
answered question	63
skipped question	23